



CIN:L65990MH1985PLC038164

Regd. Office : 214, Empire House, Dr. D. N. Road, Ent. A. K. Nayak Marg, Fort, Mumbai – 400 001.

Website: [www.weizmann.co.in](http://www.weizmann.co.in) Email: [contact@weizmann.co.in](mailto:contact@weizmann.co.in)

Tel. Nos :022-22071501 ( 6 lines) Fax No.: 022-22071514

11<sup>th</sup> November, 2020

<b>National Stock Exchange of India Limited</b> Listing Department, Exchange Plaza, C-1, Block- G, BandraKurla Complex, Bandra (East) Mumbai-400 051 Fax No. 26598235/8237/8347 <b>Symbol: WEIZMANIND</b>	<b>BSE Limited</b> Corporate Relation Department, Listing Department, PhirozeJeejeebhoy Towers, Dalal Street, Mumbai – 400 023 Facsimile No. 22723121/22722037/2041 <b>Scrip Code: 523011</b>
---	---

Dear Sir/Madam,

**Sub:Outcome of Board Meeting**

Pursuant to Regulation 30 read with Regulation 33 of SEBI (Listing Obligations and Disclosure Requirements) Regulations, 2015, this is to inform you that the Board of Directors at its meeting held today i.e. on 11<sup>th</sup> November, 2020 have adopted and approved Un-audited Financial Results (Standalone and Consolidated) for the quarter and half year ended 30<sup>th</sup> September, 2020 along with the Limited Review Reports of the Statutory Auditors.

Copies of Un-audited Financial Results (Standalone and Consolidated) along with the Limited Review Reports of the Statutory Auditors for the quarter and half year ended 30<sup>th</sup> September, 2020 are enclosed herewith.

The Board Meeting commenced at 5.00 p.m. and concluded at 5.35 p.m.

You are requested to take the above on record and oblige.

Thanking You.

Yours Sincerely,

**For Weizmann Limited**

*Ami Purohit*

**Ami Purohit**  
**Company Secretary**



Encl: As above

# BATLIBOI & PUROHIT

## Chartered Accountants

### Independent Auditor's Review Report on the Interim Unaudited Standalone Financial Results of Weizmann Limited.

#### To the Board of Directors of Weizmann Limited

1. We have reviewed the accompanying statement of unaudited standalone financial results of **Weizmann Limited** ("the Company") for the quarter and half year ended September 30, 2020 ('the Standalone Statement'). The Standalone Statement has been prepared by the Company pursuant to Regulation 33 of the SEBI (Listing Obligations and Disclosure Requirements) Regulations, 2015, ('Listing Regulations') as amended.
2. This Standalone Statement, which is the responsibility of the Company's management and approved by the Company's Board of Directors, has been prepared in accordance with the recognition and measurement principles laid down in Indian Accounting Standard (Ind AS), prescribed under Section 133 of the Companies Act, 2013 ('the Act'), read with relevant rules issued thereunder and other accounting principles generally accepted in India. Our responsibility is to express a conclusion on the Standalone Statement based on our review.
3. We conducted our review of the Statement in accordance with the Standard on Review Engagements (SRE) 2410, Review of Interim Financial Information Performed by the Independent Auditor of the Entity, issued by the Institute of Chartered Accountants of India. A review of interim financial information consists of making inquiries, primarily of persons responsible for financial and accounting matters, and applying analytical and other review procedures. A review is substantially less in scope than an audit conducted in accordance with the Standards on Auditing specified under Section 143(10) of the Act, and consequently, does not enable us to obtain assurance that we would become aware of all significant matters that might be identified in an audit. Accordingly, we do not express an audit opinion.
4. Based on our review conducted as above, nothing has come to our attention that causes us to believe that the accompanying Standalone Statement, prepared in accordance with the recognition and measurement principles laid down in Ind AS 34, prescribed under Section 133 of the Act, and other accounting principles generally accepted in India, has not disclosed the information required to be disclosed in accordance with the requirements of Regulation 33 of the SEBI (Listing Obligations and Disclosure Requirements) Regulations, 2015 (as amended), including the manner in which it is to be disclosed, or that it contains any material misstatement.

#### For BATLIBOI & PUROHIT

Chartered Accountants

ICAI Firm Reg No. 101048W

Kaushal  
Atul Mehta

Digitally signed by  
Kaushal Atul Mehta  
Date: 2020.11.11  
13:53:05 +05'30'

#### Kaushal Mehta

Partner

Membership No. 111749

Place: Mumbai

Date: 11<sup>th</sup> November, 2020

ICAI UDIN: 20111749AAAAEO1264

[ CIN NO: L65990MH1985PLC038164 ]

Regd. Office : Empire House, 214, Dr. D.N.Road, Ent. A. K. Nayak Marg, Fort, Mumbai - 400 001.  
Website: www.weizmann.co.in E-mail : contact@weizmann.co.in Phone : 022-2207 1501 (6 Lines) Fax: 022-22071514


( Rs. in Lakhs except per share data )

STANDALONE FINANCIAL RESULTS FOR THE QUARTER AND HALF YEAR ENDED SEPTEMBER 30, 2020							
Sr No	Particulars	Quarter Ended (Un Audited)			Half year ended (Un Audited)		Year ended (Audited)
		30.09.20	30.06.20	30.09.19	30.09.20	30.09.19	31.03.20
1	<b>Income</b>						
	(a) Revenue from Operations	2,416.95	953.34	2,209.26	3,370.29	4,665.95	9,635.05
	(b) Other Income	16.14	16.13	3.87	32.27	14.91	13.18
	<b>Total Income</b>	<b>2,433.09</b>	<b>969.47</b>	<b>2,213.13</b>	<b>3,402.56</b>	<b>4,680.86</b>	<b>9,648.23</b>
2	<b>Expenses</b>						
	(a) Cost of Materials Consumed	929.59	274.25	893.39	1,203.84	1,714.14	3,548.39
	(b) Changes in Inventories of Finished Goods, Work-in-Progress and Stock-in-Trade	(47.98)	71.70	(38.23)	23.72	33.54	54.00
	(c) Employee Benefit Expenses	199.22	127.41	140.12	326.63	317.82	734.07
	(d) Finance costs	32.08	35.24	14.68	67.32	27.37	45.73
	(e) Depreciation and Amortisation expenses	72.13	62.47	62.26	134.60	129.01	240.95
	(f) Advertisement Expenses	-	-	-	-	400.00	400.00
	(g) Power & Fuel	352.83	108.89	332.35	461.72	685.43	1,409.69
	(h) Job Work Charges	307.51	104.39	226.14	411.90	492.27	1,043.14
	(i) Other Expenses	507.14	125.16	338.77	632.30	705.10	1,570.15
	<b>Total Expenses</b>	<b>2,352.52</b>	<b>909.51</b>	<b>1,969.48</b>	<b>3,262.03</b>	<b>4,504.68</b>	<b>9,046.11</b>
3	<b>Profit before exceptional items and tax (1-2)</b>	<b>80.57</b>	<b>59.96</b>	<b>243.65</b>	<b>140.53</b>	<b>176.18</b>	<b>602.12</b>
4	Exceptional Items	-	-	-	-	-	-
5	<b>Profit before tax (3-4)</b>	<b>80.57</b>	<b>59.96</b>	<b>243.65</b>	<b>140.53</b>	<b>176.18</b>	<b>602.12</b>
6	<b>Tax Expenses</b>						
	(a) Current Tax	48.00	17.50	53.00	65.50	53.00	155.28
	(b) Current Tax Expense Relating to Earlier Year's	9.49	-	-	9.49	-	-
	(c) Deferred Tax	(30.52)	1.56	18.00	(28.96)	2.65	14.75
7	<b>Profit/(Loss) for the period(5-6)</b>	<b>53.60</b>	<b>40.90</b>	<b>172.65</b>	<b>94.50</b>	<b>120.53</b>	<b>432.09</b>
8	<b>Total Net Profit/(Loss) after Tax</b>	<b>53.60</b>	<b>40.90</b>	<b>172.65</b>	<b>94.50</b>	<b>120.53</b>	<b>432.09</b>
9	<b>Other Comprehensive Income (OCI)</b>						
	(A) <b>Items that will not be reclassified to Profit and Loss</b>						
	(i) Re-measurement gain/(Loss) on Defined benefit plan	-	-	-	-	-	5.91
	(ii) Income tax effect on above	-	-	-	-	-	(1.72)
	(iii) Net gain/(Loss) on Equity Shares fair value through OCI	(12.19)	24.05	586.03	11.86	451.16	334.31
	(iv) Income tax effect on above	2.71	(5.35)	(136.52)	(2.64)	(105.10)	(77.88)
	<b>Total Other Comprehensive Income</b>	<b>(9.48)</b>	<b>18.70</b>	<b>449.51</b>	<b>9.22</b>	<b>346.06</b>	<b>260.62</b>
10	<b>Total Comprehensive Income (after Tax) (8+9)</b>	<b>44.12</b>	<b>59.60</b>	<b>622.16</b>	<b>103.72</b>	<b>466.59</b>	<b>692.71</b>
11	Paid-up Equity Share Capital (Face value of Re. 10/- each)	1,727.15	1,727.15	1,727.15	1,727.15	1,727.15	1,727.15
12	Other Equity	-	-	-	-	-	3,821.06
13	<b>Earning per Share (Quarter Figures not annualised)</b>						
	Basic	0.31	0.24	1.00	0.55	0.70	2.50
	Diluted	0.31	0.24	1.00	0.55	0.70	2.50

**Notes to Financial Results:**

- The above results have been reviewed by the Audit Committee and approved by the Board of Directors of the Company at their respective meetings held on 11th November, 2020 and have been subjected to a Limited Review by the statutory auditors.
- The above results have been prepared in accordance with Indian Accounting Standards ('Ind AS') notified under Section 133 of the Companies Act, 2013, read together with the Companies (Indian Accounting Standards) Rules, 2015 (as amended).
- The Company is primarily operating in the business of processing and manufacture of textiles. Hence, there is only one business segment as per Ind-AS 108 - Operating Segments.
- The Company has considered possible effects that may arise of still unfolding COVID -19 pandemic on the carrying amounts of Property, plant & equipment, inventories, trade receivables, etc. Based on the current estimates, the Company does not expect any significant impact on such carrying values. The impact of COVID-19 on the Company's financial results may differ from that estimated as at the date of approval of Financial Results.
- Previous period's figures have been regrouped/reclassified wherever necessary.

Date : 11th November 2020  
Place:-Mumbai

For and on behalf of the Board  
  
**N. V. Siraj**  
DIN: 00021986  
Vice-Chairman & Managing Director



# Weizmann Limited

Standalone Statement of Assets & Liabilities as at 30th September, 2020

(Rs in Lakhs)

Particulars	As at 30.09.2020 (Unaudited)	As at 31.03.2020 (Audited)
<b>ASSETS</b>		
<b>Non-Current Assets</b>		
a Property, Plant and Equipment	2,705.86	2,324.17
b Right of Use Assets	27.27	1.66
c Capital Work in Progress	10.23	159.07
d Financial Assets		
(i) Investments	2,966.59	3,179.73
(ii) Others	174.29	250.79
e Income Tax Assets (Net)	41.13	148.33
f Other non-current assets	1,169.45	1,005.64
<b>TOTAL Non-Current Assets</b>	<b>7,094.82</b>	<b>7,069.39</b>
<b>Current Assets</b>		
a Inventories	1,086.03	711.00
b Financial Assets		
(i) Equity instruments held for trading	66.75	52.95
(ii) Trade Receivables	1,163.37	1,264.51
(iii) Cash and cash equivalents	45.84	129.57
(iv) Bank balances other than (iii) above	60.74	70.61
(v) Loans	15.10	12.38
(vi) Others	25.24	4.70
c Other current assets	114.30	81.09
<b>TOTAL Current Assets</b>	<b>2,577.37</b>	<b>2,326.81</b>
<b>Total Assets</b>	<b>9,672.19</b>	<b>9,396.20</b>
<b>EQUITY AND LIABILITIES</b>		
<b>Equity</b>		
a Equity Share capital	1,727.15	1,727.15
b Other Equity	3,924.77	3,821.06
<b>TOTAL Equity</b>	<b>5,651.92</b>	<b>5,548.21</b>
<b>LIABILITIES</b>		
<b>Non-Current Liabilities</b>		
a Financial Liabilities		
(i) Borrowings	54.84	79.16
(ii) Other financial liabilities	12.00	12.00
b Provisions	2.81	-
c Deferred tax liabilities (Net)	130.15	156.47
<b>TOTAL Non Current Liabilities</b>	<b>199.80</b>	<b>247.63</b>
<b>Current Liabilities</b>		
a Financial Liabilities		
(i) Borrowings	1,370.70	1,753.05
(ii) Lease Liabilities	27.78	1.72
(iii) Trade payables		
Micro & Small Enterprises	-	-
Other than Micro & Small Enterprises	2,097.53	1,592.04
(iv) Other financial liabilities	164.94	142.07
b Other current liabilities	132.89	89.29
c Provisions	26.63	22.19
<b>TOTAL Current Liabilities</b>	<b>3,820.47</b>	<b>3,600.36</b>
<b>TOTAL Equity and Liabilities</b>	<b>9,672.19</b>	<b>9,396.20</b>

For and on behalf of the Board

*N. V. Siraj*  
**N. V. Siraj**

DIN: 00021986

Vice-Chairman & Managing Director

Date : 11th November 2020

Place:-Mumbai




Weizmann Limited  
STANDALONE STATEMENT OF CASH FLOW FOR THE HALF YEAR ENDED 30th September, 2020

Rs. in lakhs

Particulars	30.09.2020 (Unaudited)		30.09.2019 (Unaudited)	
<b>Net Profit / (Loss) before exceptional items and tax</b>		<b>140.53</b>		<b>176.18</b>
<i>Adjustments for:</i>				
Depreciation and amortisation	134.60		129.01	
(Profit) / Loss on Sale / Write off of Assets	-		5.12	
Profit on Sale of Securities/Investments	-		(21.10)	
Finance Costs	67.32		25.70	
Interest Income	(2.42)		1.67	
Interest on Income Tax Refund	(6.10)		(5.86)	
Dividend Income	(0.39)		-	
Fair Value (Gain)/Losses on FVTPL investment/Equity Instrument	(13.80)		(0.74)	
Provision for doubtful Debts	126.70		-	
Rental Income from Investment Properties	(2.60)		(1.20)	
Liabilities / Provisions no longer required written back	(0.46)		(5.16)	
		<b>302.85</b>		<b>127.44</b>
<b>Operating Profit / (Loss) before Working Capital Changes</b>		<b>443.38</b>		<b>303.62</b>
<i>Changes in working capital:</i>				
<i>Adjustments for (Increase) / Decrease in Operating Assets:</i>				
Inventories	(375.03)		(38.07)	
Trade Receivables	(25.10)		55.27	
Short-Term Loans and Advances	(2.72)		46.13	
Other Financial Assets	55.96		138.21	
Other Current & Non Current Assets	(197.02)		216.24	
Bank Deposits	9.87		(3.66)	
<i>Adjustments for Increase / (Decrease) in Operating liabilities:</i>				
Trade Payables	505.48		(670.82)	
Other Current Liabilities	43.60		(130.47)	
Other Current Financial Liabilities	22.87		-	
Short-Term Provisions	4.45		1.70	
Long-Term Provisions	2.81		(4.49)	
		45.17		(389.96)
<b>Cash Generated from Operations</b>		<b>488.55</b>		<b>(86.34)</b>
Income Tax (Paid) / Refund		32.16		(79.55)
<b>Net Cash Flow from / (used in) Operating Activities (A)</b>		<b>520.71</b>		<b>(165.88)</b>
<b>B. Cash Flow from Investing Activities</b>				
Purchase of Fixed Assets, including Capital WIP	(340.14)		(327.69)	
Proceeds from Sale of Fixed Assets	-		1.71	
Proceeds from Redemption of Preference Shares	225.00		-	
Proceeds from Sale of Long-Term Investments	-		1,040.78	
Interest Received	8.52		5.86	
Dividend Received	0.39		0.74	
Rental Income from Investment Properties	2.60		1.20	
		-	-	
<b>Net Cash Flow from / (used in) Investing Activities (B)</b>		<b>(103.65)</b>		<b>722.60</b>
<b>C. Cash Flow from Financing Activities</b>				
Long-term borrowings	(24.32)		(24.32)	
Short-Term Borrowings	(382.35)		(69.34)	
Other Long-Term Liabilities	-		(138.00)	
Principle payment of Leases	(28.50)		(41.90)	
Finance Cost	(65.63)		(27.37)	
Dividend Paid	-		(86.36)	
Tax on Dividend	-		(17.75)	
<b>Net Cash Flow from / (used in) Financing Activities (C)</b>		<b>(500.80)</b>		<b>(405.04)</b>
<b>Net increase / (decrease) in Cash and Cash Equivalents (A+B+C)</b>		<b>(83.73)</b>		<b>151.67</b>
<b>Cash and Cash Equivalents at the Beginning of the Period</b>	129.57		67.80	
<b>Cash and Cash Equivalents at the End of the Period</b>	<b>45.84</b>	<b>(83.73)</b>	<b>219.47</b>	<b>151.67</b>
<b>Reconciliation of Cash and Cash Equivalents with the Balance Sheet:</b>				
<b>Cash and Cash Equivalents at the End of the Period *</b>				
* Comprises:				
(a) Cash on Hand	7.31		3.82	
(b) Cheques, Drafts on Hand				
(c) Balances with Banks				
(i) In Current Accounts	38.53	<b>45.84</b>	215.65	<b>219.47</b>

Date : 11th November 2020  
Place:-Mumbai

For and on behalf of the Board

  
**N.V. Siraj -**  
DIN: 00021986  
Vice-Chairman And Managing Director



# BATLIBOI & PUROHIT

## Chartered Accountants

### **Independent Auditor's Review Report on the Interim Unaudited Consolidated Financial Results of Weizmann Limited.**

#### **To the Board of Directors of Weizmann Limited**

1. We have reviewed the accompanying statement of unaudited consolidated financial results of Weizmann Limited (hereinafter referred to as the "Holding Company") and its associate (collectively referred to as 'the Group') for the quarter and half year ended September 30, 2020 ('the Consolidated Statement'), attached herewith, being submitted by the company pursuant to the requirement of Regulation 33 of Securities and Exchange Board of India (Listing Obligations and Disclosure Requirements) Regulations, 2015 ('Listing Regulations'), as amended.
2. This Consolidated Statement, which is the responsibility of the Holding Company's management and approved by the Holding Company's Board of Directors, has been prepared in accordance with the recognition and measurement principles laid down in Indian Accounting Standards prescribed under Section 133 of the Companies Act, 2013 ('the Act'), and other accounting principles generally accepted in India. Our responsibility is to express a conclusion on the Consolidated Statement based on our review.
3. We conducted our review of the Statement in accordance with the Standard on Review Engagements (SRE) 2410, Review of Interim Financial Information Performed by the Independent Auditor of the Entity, issued by the Institute of Chartered Accountants of India. A review of interim financial information consists of making inquiries, primarily of persons responsible for financial and accounting matters, and applying analytical and other review procedures. A review is substantially less in scope than an audit conducted in accordance with the Standards on Auditing specified under Section 143(10) of the Act, and consequently, does not enable us to obtain assurance that we would become aware of all significant matters that might be identified in an audit. Accordingly, we do not express an audit opinion

We also performed procedures in accordance with the circular issued by the SEBI under Regulation 33 (8) of the SEBI (Listing Obligations and Disclosure Requirements) Regulations, 2015, as amended, to the extent applicable.

4. The Consolidated Statement includes the results of one associate namely Windia Infrastructure Finance Limited. (a Non-Banking Finance Company)
5. Based on our review conducted as above, nothing has come to our attention that causes us to believe that the accompanying Consolidated Statement, prepared in accordance with the recognition and measurement principles laid down in Ind AS 34, prescribed under Section 133 of the Act, and other accounting principles generally accepted in India, has not disclosed the information required to be disclosed in accordance with the requirements of Regulation 33 of the SEBI (Listing Obligations and Disclosure Requirements) Regulations, 2015 (as amended), including the manner in which it is to be disclosed, or that it contains any material misstatement.
6. The Consolidated Statement includes the Holding Company's share of net loss of Rs. (98.48) lakhs and Rs (72.99) lakhs and other comprehensive loss of Rs. (8.32) lakhs and Rs (2.18) lakhs for the quarter and half year ended September 30, 2020 respectively in respect of the associate company. These financial statements have been prepared in accordance with the accounting standards prescribed under section 133 of the Companies Act, 2013 read together with paragraph 7 of the Companies (Accounts) Rules, 2014 (hereinafter referred to as the 'previous GAAP') and have been reviewed by other auditor whose report have been furnished to us. The management of the Holding Company has restated these Financial Statements in accordance with Companies (Indian Accounting Standards) Rules, 2015 (Ind AS) and are reviewed by us so far as it related to conversion adjustments from Previous GAAP to Ind

AS. Our Report on the statement, in so far as it relates to the amounts and disclosures included in respect of this associate, is based solely on the review report of the other auditor and our review of the said conversion adjustments. Our conclusion on the consolidated statements is not modified in respect of our reliance on the work done and the report of the other auditor.

**For BATLIBOI & PUROHIT**  
Chartered Accountants  
ICAI Firm Reg No. 101048W

Kaushal  
Atul Mehta

Digitally signed by  
Kaushal Atul Mehta  
Date: 2020.11.11  
13:52:00 +05'30'

**Kaushal Mehta**  
Partner  
Membership No. 111749  
Place: Mumbai  
Date: 11<sup>th</sup> November, 2020  
ICAI UDIN: **20111749AAAAEP4965**

**CONSOLIDATED FINANCIAL RESULTS FOR THE QUARTER AND HALF YEAR ENDED SEPTEMBER 30, 2020**


Sr No	Particulars	Quarter Ended (Un Audited)			Half year ended (Un Audited)		Year ended (Audited)
		30.09.20	30.06.20	30.09.19	30.09.20	30.09.19	31.03.20
1	<b>Income</b>						
	(a) Revenue from Operations	2,416.95	953.34	2,209.26	3,370.29	4,665.95	9,635.05
	(b) Other Income	16.14	16.13	3.87	32.27	14.91	13.18
	<b>Total Income</b>	<b>2,433.09</b>	<b>969.47</b>	<b>2,213.13</b>	<b>3,402.56</b>	<b>4,680.86</b>	<b>9,648.23</b>
2	<b>Expenses</b>						
	(a) Cost of Materials Consumed	929.59	274.25	893.39	1,203.84	1,714.14	3,548.39
	(b) Changes in Inventories of Finished Goods, Work-in-Progress and Stock-in-Trade	(47.98)	71.70	(38.23)	23.72	33.54	54.00
	(c) Employee Benefit Expenses	199.22	127.41	140.12	326.63	317.82	734.07
	(d) Finance costs	32.08	35.24	14.68	67.32	27.37	45.73
	(e) Depreciation and Amortisation expenses	72.13	62.47	62.26	134.60	129.01	240.95
	(f) Advertisement Expenses	-	-	-	-	400.00	400.00
	(g) Power & Fuel	352.83	108.89	332.35	461.72	685.43	1,409.69
	(h) Job Work Charges	307.51	104.39	226.14	411.90	492.27	1,043.14
	(i) Other Expenses	507.14	125.16	338.77	632.30	705.10	1,570.15
	<b>Total Expenses</b>	<b>2,352.52</b>	<b>909.51</b>	<b>1,969.48</b>	<b>3,262.03</b>	<b>4,504.68</b>	<b>9,046.11</b>
3	<b>Profit before exceptional items and tax (1-2)</b>	<b>80.57</b>	<b>59.96</b>	<b>243.65</b>	<b>140.53</b>	<b>176.18</b>	<b>602.12</b>
4	Exceptional Items	-	-	-	-	-	-
5	<b>Profit before tax (3-4)</b>	<b>80.57</b>	<b>59.96</b>	<b>243.65</b>	<b>140.53</b>	<b>176.18</b>	<b>602.12</b>
6	<b>Tax Expenses</b>						
	(a) Current Tax	48.00	17.50	53.00	65.50	53.00	155.28
	(b) Current Tax Expense Relating to Earlier Year's	9.49	-	-	9.49	-	-
	(c) Deferred Tax	(30.52)	1.56	18.00	(28.96)	2.65	14.75
7	<b>Profit/(Loss) for the period(5-6)</b>	<b>53.60</b>	<b>40.90</b>	<b>172.65</b>	<b>94.50</b>	<b>120.53</b>	<b>432.09</b>
	Add: Share in Profit/(Loss) of Associate	(98.48)	25.49	(16.18)	(72.99)	(158.50)	(133.70)
8	<b>Total Net Profit/(Loss) after Tax</b>	<b>(44.88)</b>	<b>66.39</b>	<b>156.76</b>	<b>21.51</b>	<b>(37.97)</b>	<b>298.39</b>
9	<b>Other Comprehensive Income (OCI)</b>						
	(A) Items that will not be reclassified to Profit and Loss						
	(i) Re-measurement gain/(Loss) on Defined benefit plan	-	-	-	-	-	5.91
	(ii) Income tax effect on above	-	-	-	-	-	(1.72)
	(iii) Net gain/(Loss) on Equity Shares fair value through OCI	(12.19)	24.05	586.03	11.86	451.16	334.31
	(iv) Income tax effect on above	2.71	(5.35)	(136.52)	(2.64)	(105.10)	(77.88)
	(v) Share in OCI of Associate	(8.32)	6.14	(3.07)	(2.18)	(22.10)	108.52
	<b>Total Other Comprehensive Income</b>	<b>(17.80)</b>	<b>24.84</b>	<b>446.44</b>	<b>7.04</b>	<b>323.96</b>	<b>369.14</b>
10	<b>Total Comprehensive Income (after Tax) (8+9)</b>	<b>(62.69)</b>	<b>91.23</b>	<b>603.20</b>	<b>28.54</b>	<b>285.99</b>	<b>667.53</b>
11	Paid-up Equity Share Capital (Face value of Re. 10/- each)	1,727.15	1,727.15	1,727.15	1,727.15	1,727.15	1,727.15
12	Other Equity	-	-	-	-	-	5,306.41
13	<b>Earning per Share (Quarter Figures not annualised)</b>						
	Basic	(0.26)	0.38	0.91	0.12	(0.22)	1.73
	Diluted	(0.26)	0.38	0.91	0.12	(0.22)	1.73

**Notes to Financial Results:**

- The above results have been reviewed by the Audit Committee and approved by the Board of Directors of the Company at their respective meetings held on 11th November, 2020 and have been subjected to a Limited Review by the statutory auditors.
- The above results have been prepared in accordance with Indian Accounting Standards ('Ind AS') notified under Section 133 of the Companies Act, 2013, read together with the Companies (Indian Accounting Standards) Rules, 2015 (as amended).
- The Company is primarily operating in the business of processing and manufacture of textiles. Hence, there is only one business segment as per Ind-AS 108 - Operating Segments.
- The Company has considered possible effects that may arise of still unfolding COVID -19 pandemic on the carrying amounts of Property, plant & equipment, inventories, trade receivables, etc. Based on the current estimates, the Company does not expect any significant impact on such carrying values. The impact of COVID-19 on the Company's financial results may differ from that estimated as at the date of approval of Financial Results.
- Previous period's figures have been regrouped/reclassified wherever necessary.

 Date : 11th November 2020  
 Place:-Mumbai

For and on behalf of the Board


**N. V. Siraj**  
 DIN: 00021986  
 Vice-Chairman & Managing Director




# Weizmann Limited

Consolidated Statement of Assets & Liabilities as at 30th September, 2020

(Rs in Lakhs)

Particulars	As at 30.09.2020 (Unaudited)	As at 31.03.2020 (Audited)
<b>ASSETS</b>		
<b>Non-Current Assets</b>		
a Property, Plant and Equipment	2,705.86	2,324.17
b Right of Use Assets	27.27	1.66
c Capital Work in Progress	10.23	159.07
d Financial Assets		
(i) Investments	2,891.41	4,665.07
(ii) Others	174.29	250.79
e Income Tax Assets (Net)	41.13	148.33
f Other non-current assets	1,169.45	1,005.64
<b>TOTAL Non-Current Assets</b>	<b>7,019.64</b>	<b>8,554.73</b>
<b>Current Assets</b>		
a Inventories	1,086.03	711.00
b Financial Assets		
(i) Equity instruments held for trading	66.75	52.95
(ii) Trade Receivables	1,163.37	1,264.51
(iii) Cash and cash equivalents	45.84	129.57
(iv) Bank balances other than (iii) above	60.74	70.61
(v) Loans	15.10	12.38
(vi) Others	25.24	4.70
c Other current assets	114.30	81.09
<b>TOTAL Current Assets</b>	<b>2,577.37</b>	<b>2,326.81</b>
<b>Total Assets</b>	<b>9,597.01</b>	<b>10,881.54</b>
<b>EQUITY AND LIABILITIES</b>		
<b>Equity</b>		
a Equity Share capital	1,727.15	1,727.15
b Other Equity	3,849.59	5,306.40
<b>TOTAL Equity</b>	<b>5,576.74</b>	<b>7,033.55</b>
<b>LIABILITIES</b>		
<b>Non-Current Liabilities</b>		
a Financial Liabilities		
(i) Borrowings	54.84	79.16
(ii) Other financial liabilities	12.00	12.00
b Provisions	2.81	-
c Deferred tax liabilities (Net)	130.15	156.47
<b>TOTAL Non Current Liabilities</b>	<b>199.80</b>	<b>247.63</b>
<b>Current Liabilities</b>		
a Financial Liabilities		
(i) Borrowings	1,370.70	1,753.05
(ii) Lease Liabilities	27.78	1.72
(iii) Trade payables		
Micro & Small Enterprises	-	-
Other than Micro & Small Enterprises	2,097.52	1,592.04
(iv) Other financial liabilities	164.94	142.07
b Other current liabilities	132.89	89.29
c Provisions	26.64	22.19
<b>TOTAL Current Liabilities</b>	<b>3,820.47</b>	<b>3,600.36</b>
<b>TOTAL Equity and Liabilities</b>	<b>9,597.01</b>	<b>10,881.54</b>

For and on behalf of the Board

Date : 11th November 2020  
Place:-Mumbai

*N. V. Siraj*  
**N. V. Siraj**

DIN: 00021986

Vice-Chairman & Managing Director



Weizmann Limited  
CONSOLIDATED STATEMENT OF CASH FLOW FOR THE HALF YEAR ENDED 30th September, 2020

Rs. in lakhs

Particulars	30.09.2020 (Unaudited)		30.09.2019 (Unaudited)	
<b>Net Profit / (Loss) before exceptional items and tax</b>		<b>140.53</b>		<b>176.18</b>
<i>Adjustments for:</i>				
Depreciation and amortisation	134.60		129.01	
(Profit) / Loss on Sale / Write off of Assets	-		5.12	
Profit on Sale of Securities/Investments	-		(21.10)	
Finance Costs	67.32		25.70	
Interest Income	(2.42)		1.67	
Interest on Income Tax Refund	(6.10)		(5.86)	
Dividend Income	(0.39)		-	
Fair Value (Gain)/Losses on FVTPL investment/Equity Instrument	(13.80)		(0.74)	
Provision for doubtful Debts	126.70		-	
Rental Income from Investment Properties	(2.60)		(1.20)	
Liabilities / Provisions no longer required written back	(0.46)		(5.16)	
		<b>302.85</b>		<b>127.44</b>
<b>Operating Profit / (Loss) before Working Capital Changes</b>		<b>443.38</b>		<b>303.62</b>
<b>Changes in working capital:</b>				
<b>Adjustments for (Increase) / Decrease in Operating Assets:</b>				
Inventories	(375.03)		(38.07)	
Trade Receivables	(25.10)		55.27	
Short-Term Loans and Advances	(2.72)		46.13	
Other Financial Assets	55.96		138.21	
Other Current & Non Current Assets	(197.02)		216.24	
Bank Deposits	9.87		(3.66)	
<b>Adjustments for Increase / (Decrease) in Operating liabilities:</b>				
Trade Payables	505.48		(670.82)	
Other Current Liabilities	43.60		(130.47)	
Other Current Financial Liabilities	22.87		-	
Short-Term Provisions	4.45		1.70	
Long-Term Provisions	2.81		(4.49)	
		45.17		(389.96)
<b>Cash Generated from Operations</b>		<b>488.55</b>		<b>(86.34)</b>
Income Tax (Paid) / Refund		32.16		(79.55)
<b>Net Cash Flow from / (used in) Operating Activities (A)</b>		<b>520.71</b>		<b>(165.88)</b>
<b>B. Cash Flow from Investing Activities</b>				
Purchase of Fixed Assets, including Capital WIP	(340.14)		(327.69)	
Proceeds from Sale of Fixed Assets	-		1.71	
Proceeds from Redemption of Preference Shares	225.00		-	
Proceeds from Sale of Long-Term Investments	-		1,040.78	
Interest Received	8.52		5.86	
Dividend Received	0.39		0.74	
Rental Income from Investment Properties	2.60		1.20	
		(103.65)		722.60
<b>Net Cash Flow from / (used in) Investing Activities (B)</b>		<b>(103.65)</b>		<b>722.60</b>
<b>C. Cash Flow from Financing Activities</b>				
Long-term borrowings	(24.32)		(24.32)	
Short-Term Borrowings	(382.35)		(69.34)	
Other Long-Term Liabilities	-		(138.00)	
Principle payment of Leases	(28.50)		(41.90)	
Finance Cost	(65.63)		(27.37)	
Dividend Paid	-		(86.36)	
Tax on Dividend	-		(17.75)	
		(500.80)		(405.04)
<b>Net Cash Flow from / (used in) Financing Activities (C)</b>		<b>(500.80)</b>		<b>(405.04)</b>
<b>Net increase / (decrease) in Cash and Cash Equivalents (A+B+C)</b>		<b>(83.73)</b>		<b>151.67</b>
<b>Cash and Cash Equivalents at the Beginning of the Period</b>	129.57		67.80	
<b>Cash and Cash Equivalents at the End of the Period</b>	<b>45.84</b>	<b>(83.73)</b>	<b>219.47</b>	<b>151.67</b>
<b>Reconciliation of Cash and Cash Equivalents with the Balance Sheet:</b>				
<b>Cash and Cash Equivalents at the End of the Period *</b>				
* Comprises:				
(a) Cash on Hand	7.31		3.82	
(b) Cheques, Drafts on Hand				
(c) Balances with Banks				
(i) In Current Accounts	38.53	<b>45.84</b>	215.65	<b>219.47</b>

For and on behalf of the Board

  
N.V. Siraj -  
DIN: 00021986  
Vice-Chairman And Managing Director

Date : 11th November 2020  
Place:-Mumbai

